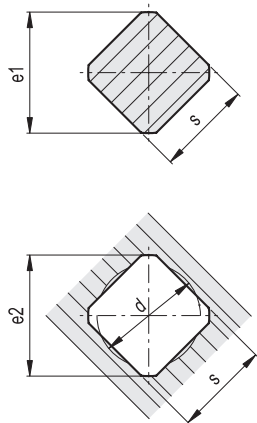


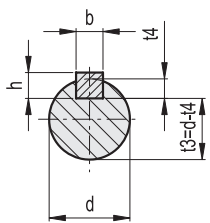
# TECHNICAL DATA

## 10.2 DIN 79 Square holes and shafts

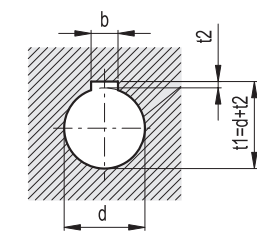


DIN 79 Square holes and shafts				
s H11/h11	d max.	e1 max.	e1 min.	e2 min.
4	4.2	5	4.8	5.3
5	5.3	6.5	6	6.6
5.5	5.8	7	6.6	7.2
6	6.3	8	7.2	8.1
7	7.3	9	8.4	9.1
8	8.4	10	9.6	10.1
9	9.5	12	10.8	12.1
10	10.5	13	12	13.1
11	11.6	14	13.2	14.1
12	12.6	16	14.4	16.1
13	13.7	17	15.6	17.1
14	14.7	18	16.8	18.1
16	16.8	21	19.2	21.2
17	17.9	22	20.4	22.2
19	20	25	22.8	25.2
22	23.1	28	26.4	28.2
24	25.3	32	28.8	32.2
27	28.4	36	32.4	36.2
30	31.7	40	36	40.2
32	33.7	42	38.4	42.2
36	38	48	43.3	48.2
41	43.2	54	49.3	54.2
46	48.5	60	55.2	60.2
50	52.7	65	60	65.2
55	57.9	72	66	72.2

## 10.3 DIN 6885 Keyways



DIN 6885/1 Keyways					
d	b P9/JS9 hole	b P9/N9 shafts	h	t2	t4
from 6 to 8	2	2	2	1+0.1	1.2+0.1
over 8 to 10	3	3	3	1.4+0.1	1.8+0.1
over 10 to 12	4	4	4	1.8+0.1	2.5+0.1
over 12 to 17	5	5	5	2.3+0.1	3+0.1
over 17 to 22	6	6	6	2.8+0.1	3.5+0.1
over 22 to 30	8	8	7	3.3+0.2	4+0.2
over 30 to 38	10	10	8	3.3+0.2	5+0.2
over 38 to 44	12	12	8	3.3+0.2	5+0.2
over 44 to 50	14	14	9	3.8+0.2	5.5+0.2



DIN 6885/2 Keyways					
d	b P9/JS9 hole	b P9/N9 shafts	h	t2	t4
from 10 to 12	4	4	4	1.1+0.1	3+0.1
over 12 to 17	5	5	5	1.3+0.1	3.8+0.1
over 17 to 22	6	6	6	1.7+0.1	4.4+0.1
over 22 to 30	8	8	7	1.7+0.2	5.4+0.2
over 30 to 38	10	10	8	2.1+0.2	6+0.2
over 38 to 44	12	12	8	2.1+0.2	6+0.2
over 44 to 50	14	14	9	2.6+0.2	6.5+0.2

### Standard positioning of the keys

