

Hinges for thin doors

Aluminium

MATERIAL

Anodized aluminium, black or natural colour, matte finish.

ROTATING PIN

AISI 304 stainless steel.

GUIDE BUSHINGS FOR PIN

Polyamide based (PA) technopolymer.

ASSEMBLY SCREWS

Stainless steel self-tapping screws 4.8x15.9 DIN 7982 (frame side) and stainless steel M5x10 semi-rounded head screws (door side). Included in the supply.

STANDARD EXECUTIONS

- **CMDX-AL-P**: with bodies on the same plane.
- **CMDX-AL-R**: with raised body.
- **CMDX-AL-PS**: with bodies on the same plane, opening to the left side.
- **CMDX-AL-RS**: with raised body, opening to the left side.
- **CMDX-AL-PD**: with bodies on the same plane, opening to the right side.
- **CMDX-AL-RD**: with raised body, opening on the right side.

Index for finish:

- **AN**: anodised in natural colour.
- **AB**: anodised in black colour.

FEATURES AND APPLICATIONS

The hinge is made up of two bodies with different dimensions (a narrow one and a larger one) and can be assembled for example on structures with thin frame or door. Supplied not assembled for an easy fixing.

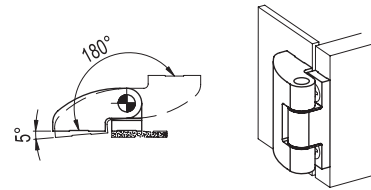


ELESA Original design

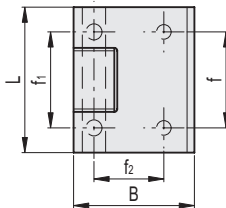
ROTATION ANGLE (APPROXIMATE VALUE)

Max 185° (-5° and +180° being 0° the condition where the two hinged surfaces are on the same plane).

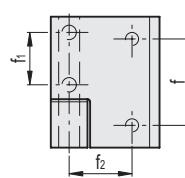
Do not exceed the rotation angle limit so as not to damage the hinge.



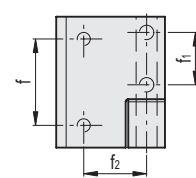
CMDX-AL-P
CMDX-AL-R



CMDX-AL-PS
CMDX-AL-RS

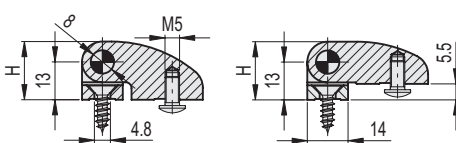


CMDX-AL-PD
CMDX-AL-RD



CMDX-AL-P

CMDX-AL-R

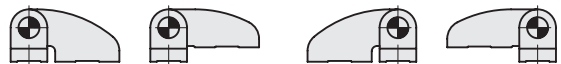


CMDX-AL-PS

CMDX-AL-RS

CMDX-AL-PD

CMDX-AL-RD



Code	Description	Code	Description	L	B	f	f1	f2	H	⚖️
428321	CMDX-AL-P-50-AN	428322	CMDX-AL-P-50-AB	50	41.5	33	33	24	20	94
428325	CMDX-AL-P-70-AN	428326	CMDX-AL-P-70-AB	70	41.5	50	50	24	20	132
428329	CMDX-AL-P-90-AN	428330	CMDX-AL-P-90-AB	90	41.5	70	70	24	20	170
428341	CMDX-AL-R-50-AN	428342	CMDX-AL-R-50-AB	50	41.5	33	33	24	20	85
428345	CMDX-AL-R-70-AN	428346	CMDX-AL-R-70-AB	70	41.5	50	50	24	20	120
428349	CMDX-AL-R-90-AN	428350	CMDX-AL-R-90-AB	90	41.5	70	70	24	20	154
428366	CMDX-AL-PS-50-AN	428367	CMDX-AL-PS-50-AB	50	41.5	33	20	24	20	92
428376	CMDX-AL-RS-50-AN	428377	CMDX-AL-RS-50-AB	50	41.5	33	20	24	20	83
428361	CMDX-AL-PD-50-AN	428362	CMDX-AL-PD-50-AB	50	41.5	33	20	24	20	92
428371	CMDX-AL-RD-50-AN	428372	CMDX-AL-RD-50-AB	50	41.5	33	20	24	20	83