

Stainless Steel-Ball lock pins

AISI 630, with hollow for grip

SPECIFICATION

Stainless Steel AISI 630

- precipitation-hardened
- hard coated

Balls

Stainless Steel AISI 420C

Spring

Stainless Steel AISI 631

temperature resistant up to 250 °C

INFORMATION

Stainless Steel-Ball lock pins GN 113.4 are used for quick fixing, connecting and locking of various parts and workpieces. A typical application is locating pins which have often to be removed and installed again.

By pressing the spring loaded push button both balls are unlocked and by releasing it the balls are locked again.

Ball lock pins GN 113.4 are renowned for their compactness. The eye ring is enclosed unmounted.

The load values given in the above table at shear stress are theoretically obtained and indicative only. They are non-binding recommended values and rule out any liability. They constitute no general warranty of quality and condition. The user must determine from case to case whether a product is suitable for the intended use.

- Range of locking pins (see page 868)

ACCESSORY

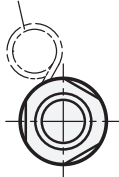
- Ball chains GN 111 (see page 904)
- Stainless Steel-Ball chains GN 111.5 (see page 905)
- Retaining cables GN 111.2 (see page 906)
- Spiral retaining cables GN 111.4 (see page 908)

TECHNICAL INFORMATION

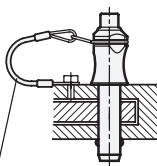
- ISO-Fundamental Tolerances (see page A21)
- Stainless Steel characteristics (see page A26)



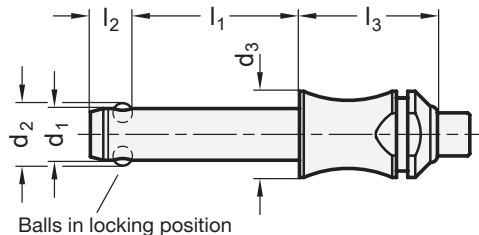
Eye ring (removable)



Application example



Retaining cable GN 111.2



Balls in locking position

Marking for material
AISI 630

Hollow for grip

Push button

Balls free

Groove for eye ring

GN 113.4

STAINLESS STEEL

Description	d1 -0.04/-0.08	l1 +0.6	d2	d3	l2 ±1	l3+0.2	Locating bore H11	Load in kN ≈ Double sided shearing resistance according DIN 50141 (Breaking strength)	⚖
GN 113.4-5-10	5	10	5.5	10	6	22	5	24	9
GN 113.4-5-15	5	15	5.5	10	6	22	5	24	10
GN 113.4-5-20	5	20	5.5	10	6	22	5	24	11
GN 113.4-5-25	5	25	5.5	10	6	22	5	24	12
GN 113.4-5-30	5	30	5.5	10	6	22	5	24	13
GN 113.4-5-35	5	35	5.5	10	6	22	5	24	16
GN 113.4-5-40	5	40	5.5	10	6	22	5	24	17
GN 113.4-5-45	5	45	5.5	10	6	22	5	24	18
GN 113.4-5-50	5	50	5.5	10	6	22	5	24	19
GN 113.4-5-60	5	60	5.5	10	6	22	5	24	20
GN 113.4-5-70	5	70	5.5	10	6	22	5	24	21
GN 113.4-5-80	5	80	5.5	10	6	22	5	24	22
GN 113.4-6-10	6	10	7	10	7	22	6	35	10
GN 113.4-6-15	6	15	7	10	7	22	6	35	12
GN 113.4-6-20	6	20	7	10	7	22	6	35	13
GN 113.4-6-25	6	25	7	10	7	22	6	35	14
GN 113.4-6-30	6	30	7	10	7	22	6	35	17
GN 113.4-6-35	6	35	7	10	7	22	6	35	20
GN 113.4-6-40	6	40	7	10	7	22	6	35	23
GN 113.4-6-45	6	45	7	10	7	22	6	35	25
GN 113.4-6-50	6	50	7	10	7	22	6	35	27
GN 113.4-6-60	6	60	7	10	7	22	6	35	28
GN 113.4-6-70	6	70	7	10	7	22	6	35	29
GN 113.4-6-80	6	80	7	10	7	22	6	35	30
GN 113.4-8-10	8	10	9.5	14	8.2	27	8	63	30
GN 113.4-8-15	8	15	9.5	14	8.2	27	8	63	31
GN 113.4-8-20	8	20	9.5	14	8.2	27	8	63	33
GN 113.4-8-25	8	25	9.5	14	8.2	27	8	63	37
GN 113.4-8-30	8	30	9.5	14	8.2	27	8	63	38
GN 113.4-8-35	8	35	9.5	14	8.2	27	8	63	40
GN 113.4-8-40	8	40	9.5	14	8.2	27	8	63	42
GN 113.4-8-45	8	45	9.5	14	8.2	27	8	63	43
GN 113.4-8-50	8	50	9.5	14	8.2	27	8	63	46
GN 113.4-8-60	8	60	9.5	14	8.2	27	8	63	48
GN 113.4-8-70	8	70	9.5	14	8.2	27	8	63	49
GN 113.4-8-80	8	80	9.5	14	8.2	27	8	63	52
GN 113.4-8-90	8	90	9.5	14	8.2	27	8	63	58
GN 113.4-8-100	8	100	9.5	14	8.2	27	8	63	62
GN 113.4-10-15	10	15	12	14	9.6	27	10	100	39
GN 113.4-10-20	10	20	12	14	9.6	27	10	100	41
GN 113.4-10-25	10	25	12	14	9.6	27	10	100	43
GN 113.4-10-30	10	30	12	14	9.6	27	10	100	45
GN 113.4-10-35	10	35	12	14	9.6	27	10	100	46
GN 113.4-10-40	10	40	12	14	9.6	27	10	100	48
GN 113.4-10-45	10	45	12	14	9.6	27	10	100	52
GN 113.4-10-50	10	50	12	14	9.6	27	10	100	57
GN 113.4-10-60	10	60	12	14	9.6	27	10	100	65
GN 113.4-10-70	10	70	12	14	9.6	27	10	100	68
GN 113.4-10-80	10	80	12	14	9.6	27	10	100	74
GN 113.4-10-90	10	90	12	14	9.6	27	10	100	80
GN 113.4-10-100	10	100	12	14	9.6	27	10	100	86
GN 113.4-10-110	10	110	12	14	9.6	27	10	100	92
GN 113.4-10-120	10	120	12	14	9.6	27	10	100	98






Indexing elements

GN 113.4

STAINLESS STEEL

Description	d1 -0.04/-0.08	l1 +0.6	d2	d3	l2 ±1	l3+0.2	Locating bore H11	Load in kN ≈ Double sided shearing resistance according DIN 50141 (Breaking strength)	
GN 113.4-12-20	12	20	14.5	20	10.6	32	12	144	79
GN 113.4-12-25	12	25	14.5	20	10.6	32	12	144	80
GN 113.4-12-30	12	30	14.5	20	10.6	32	12	144	90
GN 113.4-12-35	12	35	14.5	20	10.6	32	12	144	94
GN 113.4-12-40	12	40	14.5	20	10.6	32	12	144	98
GN 113.4-12-45	12	45	14.5	20	10.6	32	12	144	103
GN 113.4-12-50	12	50	14.5	20	10.6	32	12	144	107
GN 113.4-12-60	12	60	14.5	20	10.6	32	12	144	115
GN 113.4-12-70	12	70	14.5	20	10.6	32	12	144	124
GN 113.4-12-80	12	80	14.5	20	10.6	32	12	144	133
GN 113.4-12-90	12	90	14.5	20	10.6	32	12	144	139
GN 113.4-12-100	12	100	14.5	20	10.6	32	12	144	147
GN 113.4-12-110	12	110	14.5	20	10.6	32	12	144	156
GN 113.4-12-120	12	120	14.5	20	10.6	32	12	144	165
GN 113.4-16-30	16	30	19	20	14	32	16	257	120
GN 113.4-16-35	16	35	19	20	14	32	16	257	128
GN 113.4-16-40	16	40	19	20	14	32	16	257	130
GN 113.4-16-45	16	45	19	20	14	32	16	257	142
GN 113.4-16-50	16	50	19	20	14	32	16	257	160
GN 113.4-16-60	16	60	19	20	14	32	16	257	160
GN 113.4-16-70	16	70	19	20	14	32	16	257	180
GN 113.4-16-80	16	80	19	20	14	32	16	257	200
GN 113.4-16-90	16	90	19	20	14	32	16	257	210
GN 113.4-16-100	16	100	19	20	14	32	16	257	232
GN 113.4-16-110	16	110	19	20	14	32	16	257	240
GN 113.4-16-120	16	120	19	20	14	32	16	257	263
GN 113.4-16-130	16	130	19	20	14	32	16	257	280
GN 113.4-16-140	16	140	19	20	14	32	16	257	295
GN 113.4-16-150	16	150	19	20	14	32	16	257	310
GN 113.4-20-50	20	50	25	28	20.5	39	20	403	300
GN 113.4-20-60	20	60	25	28	20.5	39	20	403	327
GN 113.4-20-70	20	70	25	28	20.5	39	20	403	351
GN 113.4-20-80	20	80	25	28	20.5	39	20	403	370
GN 113.4-20-90	20	90	25	28	20.5	39	20	403	400
GN 113.4-20-100	20	100	25	28	20.5	39	20	403	420
GN 113.4-20-110	20	110	25	28	20.5	39	20	403	448
GN 113.4-20-120	20	120	25	28	20.5	39	20	403	460
GN 113.4-20-130	20	130	25	28	20.5	39	20	403	497
GN 113.4-20-140	20	140	25	28	20.5	39	20	403	520
GN 113.4-20-150	20	150	25	28	20.5	39	20	403	545
GN 113.4-25-50	25	50	30.8	28	22	39	25	631	401
GN 113.4-25-60	25	60	30.8	28	22	39	25	631	439
GN 113.4-25-70	25	70	30.8	28	22	39	25	631	477
GN 113.4-25-80	25	80	30.8	28	22	39	25	631	500
GN 113.4-25-90	25	90	30.8	28	22	39	25	631	554
GN 113.4-25-100	25	100	30.8	28	22	39	25	631	591
GN 113.4-25-110	25	110	30.8	28	22	39	25	631	630
GN 113.4-25-120	25	120	30.8	28	22	39	25	631	668
GN 113.4-25-130	25	130	30.8	28	22	39	25	631	706
GN 113.4-25-140	25	140	30.8	28	22	39	25	631	743
GN 113.4-25-150	25	150	30.8	28	22	39	25	631	783